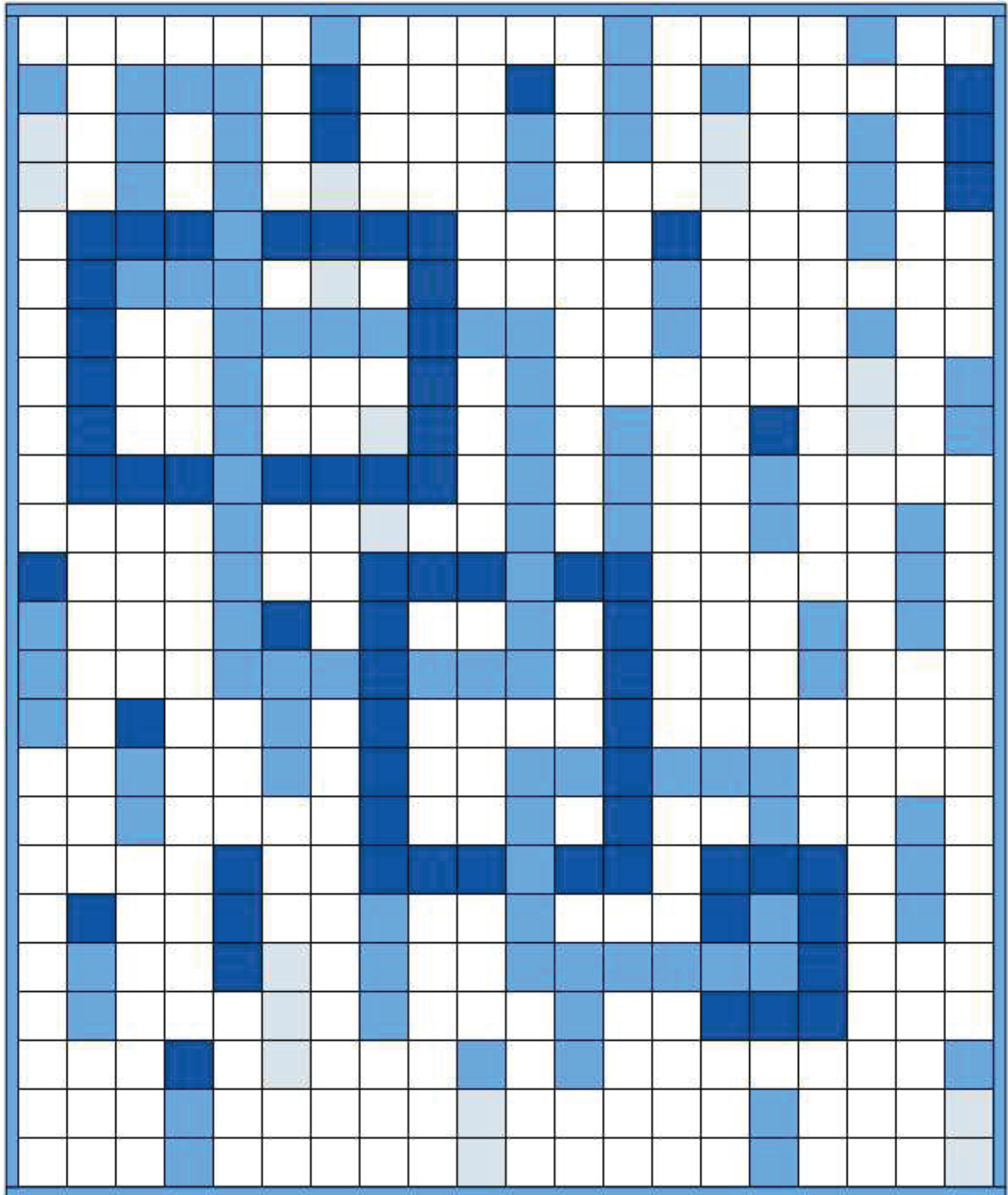


# Spring Rainstorm Quilt

by Leah Myers

80" by 96"



This is a modern concept quilt. I designed it to be like a chain in a spring rainstorm. I imagined rain falling down while looking at the sky. However, I had to design the rain to reflect a side view. The chain in the middle is a focal point that gives the eye visual interest.

### Materials List:





- 4 Yards of Background use white or light color
- 2 Yards of Medium Blue
- 1 Yard of Dark Blue
- 1/4 Yard of Light Blue


Cut 4 1/2" Strips from 42" width of fabric and then cut the strips into 4 1/2" squares to form the pieces.



One strip should cut  
Nine 4 1/2" squares.

### Piece Count per Color:

	263		101
	13		67



Using the chart on the third page.  
Sew all the units together to make  
the complete quilt. There are 30 units total  
in the whole quilt.

Chart for piece placement.

Sew one unit at a time and place them in order to make complete quilt.

