



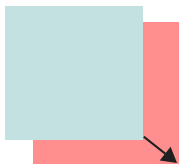
Block #2 Large Half Square Triangle for Heart of Heroes Quilt



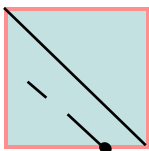
Cut Six 13 1/2" squares of pink color.



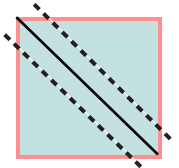
Cut Six 13 1/2" squares of background color.



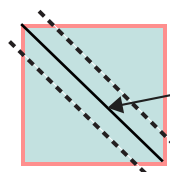
Stack right sides together.



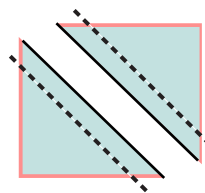
Draw diagonal line down the middle and pin squares in place, so they don't move when sewing.



Sew 1/4" seam on either side of the drawn line.



Cut down pencil line.



Makes 2 half square triangles.
Square them to 12 1/2".
Press to the dark side of the seam.